



Guru Nanak Educational Society's

# GURU NANAK INSTITUTE OF TECHNOLOGY



Guru Nanak Institutions, Nagpur  
• ENGINEERING • MBA • M.TECH • SCHOOL  
ISO 9001 : 2008 Certified Institutions

APPROVED BY AICTE, DTE & AFFILIATED TO RTM NAGPUR UNIVERSITY, NAGPUR  
Dahegaon, Opp. IOC Petrol pump, Kalmeshwar Road, Nagpur-441501 Ph.: 07118-661450  
Website : www.gninagpur.info E-mail : gni.principalgnit@gmail.com

## 2.6.3 Average pass percentage of Students during 2022-2023

Year	Program Code	Program Name	Number of students appeared in the final year examination	Number of students passed in final year examination
2022-23	419619110	Civil Engineering	127	56
	419661210	Mechanical Engineering	36	15
	419624210	Computer Science & Engineering	40	29
	419621210	Structural Engineering	10	10
	419659610	Heat and Power Engineering	7	7



Dr. Sudhir N. Shelke  
Principal  
Principal  
Guru Nanak Institute of  
Technology



# GURU NANAK INSTITUTE OF TECHNOLOGY

NAAC ACCREDITED

Dahegaon, Kalmeshwar Road, Nagpur 441501

DEPARTMENT OF CIVIL ENGINEERING

Session 2022-23 (EVEN)

## RESULT ANALYSIS

Following is the Result Analysis of Civil Department.

Sem: 8<sup>th</sup> Sem

CE-EVEN-Sum.23

Date: 30/06/2023

Sr. No.	Subject Name	Faculty Name	No. of Students Appeared	No. of Students Passed	No. of Students Failed	% of Result				
1	Irrigation Engineering (IE)	Prof. N. S Raman	127	82	45	64.57				
2	Pavement Analysis and Design (PA&D)	Prof. Raju Bondre	127	81	46	63.28				
3	Advance Reinforced Concrete (ARC)	Prof.F. Katre	127	66	61	51.19				
4	Construction Economics & Finance (CE&F)	Prof. Pawan Barahate	127	100	27	78.74				
5	Project	Prof. S. Gajbhiye	127	120	07	94.40				
% of Result			List of Toppers							
			Sr. No.	Name of Student	Marks Obtained [600]	Percentage [%]	Pointer			
No. of Students Appeared			:	127	1.	Milika J. Sheikh	459	76.50	8.17	-
No. of Student Passed			:	56	2.	Purnima N. Kadhav	437	72.84	7.75	-
No. of Students Failed			:	44	3.	Sohill B. Hizapure	425	70.00	7.29	-
Percentage of Result			:	44.09						

  
Coordinator

  
Principal  
Guru Nanak Institute of  
Technology

  
HoD



# URU NANAK INSTITUTE OF TECHNOLOGY

NAAC ACCREDITED

Dahegaon, Kalmeshwar Road, Nagpur 441501

DEPARTMENT OF CIVIL ENGINEERING

Session 2022-23 (EVEN)

## RESULT ANALYSIS

Following is the Result Analysis of Civil Department.

Sem: 4<sup>th</sup> Sem M.Tech

CE-EVEN-Sum.2023

Date: 29/07/2023

Sr. No.	Subject Name	Faculty Name	No. of Students Appeared	No. of Students Passed	No. of Students Failed	% of Result
1	Project	--	10	10	00	100
% of Result			List of Toppers			
			Sr. No.	Name of Student	Marks Obtained [400]	Percentage [%]
No. of Students Appeared	:	10	1.	Meshram K. Vikram	370	7.63
No. of Student Passed	:	10	1.	Makram G. Ghanshyam	370	8.00
No. of Students Failed	:	00	2.	Badele M. Amar	365	7.95
Percentage of Result	:	100.00%	2.	Sahu A. Rajesh	365	7.89
			2.	Siddique M. Javed	365	8.05
			3.	Patil S. Biru	362	8.11

Departmental Coordinator

Principal  
Guru Nanak Institute of  
Technology

HOD, CE  
Head  
Dept. of Civil Engineering  
Guru Nanak Institute of Technolo,  
Nagpur



# GURU NANAK INSTITUTE OF TECHNOLOGY

NAAC ACCREDITED

Dahegaon, Kalmeshwar Road, Nagpur 441501

DEPARTMENT OF MECHANICAL ENGINEERING

Session 2022-23 (EVEN)

## RESULT ANALYSIS


Following is the Result Analysis of Mechanical Department.


Sem: 8<sup>th</sup> Sem


ME-EVEN-Sum.23

Date: 14/07/2023

Sr. No.	Subject Name	Faculty Name	No. of Students Appeared	No. of Students Passed	No. of Students Failed	% of Result	
1	Industrial Management	Prof. S. Chouriwar	36	23	13	64	
2	Refrigeration & Air Conditioning	Prof.S.B.Bhajankar	36	20	16	55	
3	Advance I.C. Engine	Dr. N.N. Wadaskar	36	17	19	48	
4	Automation in Production	Prof. I.P. Lade	36	20	16	56	
5	Energy Conversion-III	Prof. A. R. Mankar	36	17	19	47	
5	Project	All Faculties	36	36	0	100	
<b>List of Toppers</b>							
% of Result		Sr. No.	Name of Student	Marks Obtained	Percentage	Pointer	
				[800]	[%]	SGPA	
No. of Students Appeared	:	36	1.	Harshu Tilak Misar	626	78.83	7.84
No. of Student Passed	:	13	2.	Nikita Madhukar Dongare	604	75.5	7.73
No. of Students Failed	:	23	3.	Gaurav Rameshrao Ingale	580	72.00	6.98
Percentage of Result	:	37%					

  
Prof. S. B. Bhajankar  
Departmental Coordinator

  
Principal  
Guru Nanak Institute of  
Technology

  
Prof. A. R. Mankar  
HOD, ME  
Head  
Dept. of Mechanical Engineering  
Guru Nanak Institute of Technology  
Nagpur



# GURU NANAK INSTITUTE OF TECHNOLOGY

Dahegaon Kalmeshwar Road Nagpur 441501

Department of Mechanical Engineering Result

Analysis Summer-2023

Heat Power Engineering

Semester: M.Tech IV<sup>th</sup>

Date: 14/09/2023

Sr.No	Subject Name	Name of Faculty	No. of Students appeared	No. of Students Passed	No. of Students Failed	Percentage of Result
1	Project	Prof.A.R.Mankar	07	07	00	100%

No. of Students Appeared = 07

No. of Students Pass = 07

No. of Students Fail = 00

Percentage of result = 100%

University Topper= NIL

Principal  
Guru Nanak Institute of  
Technology

Result Analysis In-Charge

HOD (ME)

Head  
Dept. of Mechanical Engineering  
Guru Nanak Institute of Technology  
Nagpur



**GURU NANAK INSTITUTE OF TECHNOLOGY**  
**NAAC ACCREDITED**  
 Dahegaon, Kalmeshwar Road, Nagpur 441501  
**DEPARTMENT OF COMPUTER SCIENCE AND ENGINEERING**  
 Session 2022-23 (EVEN)

RESULT ANALYSIS

Following is the Result Analysis of Computer Science & Engineering Department.

Sem: 8<sup>th</sup> Sem

CSE-EVEN-Summer 23

Date: 30/06/2022

Sr. No.	Subject Name	Faculty Name	No. of Students Appeared	No. of Students Passed	No. of Students Failed	% of Result	
1	Distributed Operating System	Prof. Manjusha Talmale	40	31	09	77.50%	
2	Information & Cyber Security	Prof. Neerajan Chitare	40	29	11	72.50%	
3	Clustering & Cloud Computing	Prof. Pawan Raut	40	34	06	85.00%	
4	Advance Wireless Sensor Network	Prof. Nitesh Gotmare	40	31	09	77.50%	
5	Project	Prof. All Faculties	40	40	00	100%	
72.50% of Result			List of Toppers				
			Sr. No.	Name of Student	Marks Obtained [650]	Percentage [%]	Pointer SGPA
No. of Students Appeared :		40	1.	Yash Anil Raikwar	489	81.50	7.93
No. of Student Passed :		29	2.	Sanketraj Dinesh Kanoje	486	81.00	7.74
No. of Students Failed :		11	3.	Monali Hirachand Kharbikar	474	72.92	7.74
Percentage of Result :		72.50%					

*Shake*


Principal  
 Guru Nanak Institute of  
 Technology




**GURU NANAK INSTITUTE OF TECHNOLOGY**  
**NAAC ACCREDITED**  
Dahegaon, Kalmeshwar Road, Nagpur 441501  
**DEPARTMENT OF COMPUTER SCIENCE AND ENGINEERING**  
Session 2022-23 (EVEN)

Failure Result Analysis (Theory)

Semester:8 <sup>th</sup>		CSE-EVEN-Summer 23		Date: 30/06/2022	
Sr. No.	Subject Names	Faculty Name	No. of Students Appeared	No. of Students Failed	Avg. Marks Scored by unsuccessful Students
1	Distributed Operating System	Prof. Manjusha Talmale	40	09	27.00
2	Information & Cyber Security	Prof. Neerajan Chitare	40	11	26.82
3	Clustering & Cloud Computing	Prof. Pawan Raut	40	06	26.67
4	Advance Wireless Sensor Network	Prof. Nitesh Gotmare	40	09	29.00
5	Project	Prof. All Faculties	40	40	100%

  
**Prof. Alsaba Qureshi**  
Departmental Coordinator

  
**Prof. Pawan H. Raut**  
HOD, CSE

**Head of the Department**  
**Computer Sci & Engg**  
**GNIT Nagpur**

  
**Principal**  
**Guru Nanak Institute of**  
**Technology**

**Head of the Department**  
**Computer Sci & Engg**  
**GNIT Nagpur**



**GURU NANAK INSTITUTE OF TECHNOLOGY**  
**NAAC ACCREDITED**  
*Dahegaon, Kalmeshwar Road, Nagpur 441501*  
**DEPARTMENT OF COMPUTER SCIENCE AND ENGINEERING**  
*Session 2022-23 (EVEN)*

Success Result Analysis (Theory)

Semester:8<sup>th</sup>

CSE-EVEN-Summer 23

Date: 30/06/2022

Sr. No.	Subject Names	Faculty Name	No. of Students Appeared	No. of Students Passed	Avg. Marks Scored by Successful Students	% of Result	No. of Students having marks		
							>75%	>60% -<75%	<60%
1	Distributed Operating System	Prof. Manjusha Talmale	40	31	50.81	77.50%	00	04	27
2	Information & Cyber Security	Prof. Neerajan Chitare	40	29	51.41	72.50%	00	04	25
3	Clustering & Cloud Computing	Prof. Pawan Raut	40	34	54.91	85.00%	00	12	22
4	Advance Wireless Sensor Network	Prof. Nitesh Gotmare	40	31	54.23	77.50%	00	14	17
5	Project	Prof. All Faculties	40	40	133.53	100%	00	00	00

Principal  
Guru Nanak Institute of  
Technology












## 2.6.3 Average pass percentage of Students during 2021-2022

Year	Program Code	Program Name	Number of students appeared in the final year examination	Number of students passed in final year examination
2021-22	419619110	Civil Engineering	135	128
	419661210	Mechanical Engineering	71	65
	419624210	Computer Science & Engineering	20	20
	419629310	Electrical Engineering	3	3
	419637210	Electronics & Telecommunication	2	2
	419621210	Structural Engineering	23	23
	419659610	Heat and Power Engineering	7	7



Dr. Sudhir N. Shelke

Principal

Principal  
Guru Nanak Institute of  
Technology



# GURU NANAK INSTITUTE OF TECHNOLOGY

NAAC ACCREDITED

Dahegaon, Kalmeshwar Road, Nagpur 441501

DEPARTMENT OF CIVIL ENGINEERING

Session 2021-22 (EVEN)

## RESULT ANALYSIS

Following is the Result Analysis of Civil Department.

Sem: 4<sup>th</sup>Sem

CE-EVEN-Sum.22

Date: 09/08/2022

Sr. No.	Subject Name	Faculty Name	No. of Students Appeared	No. of Students Passed	No. of Students Failed	% of Result	
1	Project	--	26	23	03	88.46	
% of Result			List of Toppers				
			Sr. No.	Name of Student	Marks Obtained [400]	Percentage [%]	Pointer CGPA
No. of Students Appeared	:	26	1.	Durgesh Jaishankar Shukla	389	97.25	9.05
No. of Student Passed	:	23	2.	Akshay Vishnuji Wath	388	97.00	9.61
No. of Students Failed	:	3	3.	Sushant Prabhash Mallick	387	96.75	8.57
Percentage of Result	:	88.46%	4.	Jayant Kedar Meshram	386	96.50	9.37

  
Head  
Dept. of Civil Engineering  
Guru Nanak Institute of Technology  
Nagpur



# GURU NANAK INSTITUTE OF TECHNOLOGY

NAAC ACCREDITED

Dahegaon, Kalmeshwar Road, Nagpur 441501

DEPARTMENT OF CIVIL ENGINEERING

Session 2021-22 (EVEN)

Success Result Analysis (Theory)

Semester: 4<sup>th</sup>

CE-EVEN-Sum.22

Date: 09/08/2022

Sr. No.	Subject Name	Faculty Name	No. of Students Appeared	No. of Students Passed	Avg. Marks Scored by Successful Students	% of Result	No. of Students having marks		
							>75%	>60% - <75%	<60%
1	Project	--	26	23	378.57	88.46	23	0	0


## Failure Result Analysis (Theory)

Semester: 4<sup>th</sup> Section: A

CE-EVEN-Sum.22

Date: 09/08/2022

Sr. No.	Subject Name	Faculty Name	No. of Students Appeared	No. of Students Failed	Avg. Marks Scored by unsuccessful Students
1	Project	--	26	03	0

  
Er. Abdul Ghaffar  
Departmental Coordinator

  
Prof. S.M. Gajbhiye  
HOD, CE

Head  
Dept. of Civil Engineering  
Nanak Institute of Technology  
Nagpur



# GURU NANAK INSTITUTE OF TECHNOLOGY

Dahegaon Kalmeshwar Road Nagpur – 441501

Department of Mechanical Engineering

Result Analysis Summer-2022

Heat Power Engineering

Semester: M.Tech IV<sup>th</sup>

Date: 16/09/2022

Date: 16/09/2022

Sr.No	Subject Name	Name of Faculty	No. of Students appeared	No. of Students Passed	No. of Students Failed	Percentage of Result
1	Project	Prof.A.R.Mankar	07	07	00	100%

No. of Students Appeared = 07

No. of Students Pass = 07

No. of Students Fail = 00

Percentage of result = 100%

University Topper= NIL

Result Analysis In-Charge

HOD (ME)

Head

Dept. of Mechanical Engineering  
Guru Nanak Institute of Technology  
Nagpur



# GURU NANAK INSTITUTE OF TECHNOLOGY

NAAC ACCREDITED

Dahegaon, Kalmeshwar Road, Nagpur 441501

DEPARTMENT OF MECHANICAL ENGINEERING

Session 2021-22 (EVEN)

## RESULT ANALYSIS


Following is the Result Analysis of Mechanical Department.


Sem: 8<sup>th</sup> Sem

ME-EVEN-Sum.22

Date: 18/07/2022

Sr. No.	Subject Name	Faculty Name	No. of Students Appeared	No. of Students Passed	No. of Students Failed	% of Result	
1	Industrial Management	Prof. S. Chouriwar	71	71	0	100	
2	Computer Integrated Manufacturing	Prof. S.S. Markad	18	18	0	100	
3	Refrigeration & Air Conditioning	Prof.S.B.Bhajankar	53	53	0	100	
4	Advance I.C. Engine	Dr. N.N. Wadaskar	71	70	01	99	
	Automation in Production	Prof. I.P. Lade	71	70	01	99	
5	Energy Conversion-III	Prof. A. R. Mankar	71	71	0		
	Project	All Faculties	71	71	0	100	
<b>List of Toppers</b>							
% of Result			Sr. No.	Name of Student	Marks Obtained	Percentage	Pointer
					[800]	[%]	SGPA
No. of Students Appeared	:	71	1.	Praful Solanki	745	88.83	9.33
No. of Student Passed	:	67	2.	Shashank Jain	745	88.67	9.17
No. of Students Failed	:	4	3.	Himanshu Chelani	720	88.17	9.13
Percentage of Result	:	94.37%					

  
Prof. S. B. Bhajankar  
Departmental Coordinator

  
Prof. M.G. Pawar  
HOD, ME  
Head  
Dept. of Mechanical Engineering  
Guru Nanak Institute of Technology  
Nagpur







ROLL NO.	LN	ENRL. NO.	NAME-OF-THE-CANDIDATE	MOTHER'S NAME	GEN	CAT	SEX	MED	INCENTIVE	E/S	(U/H-TYPE)
377498	1.	2015016602212527	ASHWINI NITESH BAGDE	RAHJANA	318	1	F	E			
Ele. Sub: (1D)-EHV (2D)-EDS CV- W20\273968 SGPA= 8.03 CR= 29 GPV=233.00 CVI- S21\291525 SGPA= 7.72 CR= 29 GPV=224.00 CVII- W21\262977 SGPA= 7.03 CR= 30 GPV=211.00 ENV GRADE: B											
377499	2.	20191092933627	KARTIK AMAR NAITAN	SUNITA	318	1	M	E			
Ele. Sub: (1D)-EHV (2D)-EDS CV- W20\273969 SGPA= 8.62 CR= 29 GPV=250.00 CVI- S21\291526 SGPA= 8.38 CR= 29 GPV=243.00 CVII- W21\262978 SGPA= 8.53 CR= 30 GPV=256.00 ENV GRADE:											
377500	3.	20181052950238	NIRBHAY ASHOK SONKUNWAR	ASHA	318	1	M	E			
Ele. Sub: (1D)-EHV (2D)-EDS CV- W20\273970 SGPA= 8.03 CR= 29 GPV=233.00 CVI- S21\291527 SGPA= 7.86 CR= 29 GPV=228.00 CVII- W21\262979 SGPA= 8.70 CR= 30 GPV=261.00 ENV GRADE:											

RESULT STATISTICS FOR THE COLLEGE

APPEARED	TOTAL PART-EXAM	FRESH	EXM/CMF	BOYS	GIRLS	DIV.	BOYS / GIRLS	RESULT WITHHELD	FAILURES
PASS	3	3		2	1	I		BY OFFICE/UD =	WITH COMPARTMENT=
PASS-Z		3				II		AT TABULATION = 3	WITH EXEMPTION =
		100%				III		UNFAIR-MEANB =	TOTAL OF ABOVE =
									Per(%) =

SUBJECTWISE STATISTICS OF APPEARED & PASS-Z COUNTS

E/D	0 - ----% DGP	0 - ----% P/Q	0 - ----% EHV	3 - 100.00% BME	0 - ----% ANP	0 - ----%
PSED	0 - ----% EDS	3 - 100.00% B&P	3 - 100.00% B&P(P)	3 - 100.00% CAPS	3 - 100.00% CAPS(P)	3 - 100.00% PROJ

- 1) ELE-II(T)-ELECTIVE-II 1) (A) E/D(T)-ELE-II ENTREPRENEURSHIP DEVELOPMENT 1) (D) D&P(T)-ELE-II DIGITAL SIGNAL PROCESSING  
 1) (C) P/Q(T)-ELE-II POWER QUALITY 1) (D) EHV(T)-ELE-II EHV AC AND HVDC TRANSMISSION 2) ELE-III(T)-ELECTIVE-III  
 2) (A) BME(T)-ELE-III BIO-MEDICAL ENGINEERING 2) (B) ANP(T)-ELE-III ADVANCED MICROPROCESSOR PERIPHERALS  
 2) (C) PSED(T)-ELE-III POWER SEMICONDUCTOR BASED ELECTRIC DRIVES 2) (D) EDB(T)-ELE-III ELECTRICAL DISTRIBUTION SYSTEM 3) S&P(T)-SWITCHGEAR & PROTECTION  
 XMF-Full Exemption, XMT-Exempted in Theory, XMS-Exempted in Internal Asses., XMP-Exempted in Practical, XMI-Exempted in Prac. Int. Asses.  
 RR=Refusal AA=Absent #=Fail TU=Theo Uni. TI=Theory Internal PU=Practical Uni. PI=Practical Internal INC=Incentives, PXN=Previous Exemption  
 Cr-Credit, GP-Grade Point, GPV-Grade Point Value (Credit X Grade Point), ECR=Sum of Credits, ZGPV=Sum of Credits X Grade Points, SGPA=Sem. Grade Point Average  
 \*Pass by Grace/Division By Grace Vide Ordinance No 3 of 2007 O=Oracu. This result has been processed according to Direction no. 2 of 2022.

*(Signature)*  
 Principal

Guru Nanak Institute of  
 Technology

RASHTRASANT TUKADJI MAHARAJ NAGPUR UNIVERSITY  
 FACULTY OF SCIENCE & TECHNOLOGY  
 COLLEGE CODE & NAME :- (318) GURUNAK INSTITUTE OF TECHNOLOGY, KALMESHVAR, NAGPUR

SUMMER 2022(CREDIT BASED SYSTEM) RESULT DATE 14/07/2022  
 PH 148

ROLLNO.	LN	ENRL. NO	NAME-OF-THE-CANDIDATE	MOTHER'S NAME	CEN	CAT	SEX	RED	INCENTIVE	E/S	(U/I-TYPE)
378852	1.	2015016602488194	DWIPAL PRANJ BISANE	NANTA	318	1	F	E			
Ele. Sub: (6C)-DIP (7D)-CHDS (CV- W15/149453 SGPA= 5.26 CR= 27 GPV=142.00) (VI- W16/290819 SGPA= 5.93 CR= 28 GPV=166.00) (VII- W21\264325 SGPA= 8.54 CR= 28 GPV=239.00)											
378853	2.	2012016600872343	SHUDHAM VIJAY NANDARDHANE	HILINA	318	1	M	E			
Ele. Sub: (6C)-DIP (7D)-CHDS (CV- W20\275442 SGPA= 9.30 CR= 27 GPV=251.00) (VI- S21\292829 SGPA= 8.89 CR= 28 GPV=249.00) (VII- W21\264326 SGPA= 8.54 CR= 28 GPV=239.00)											

RESULT STATISTICS FOR THE COLLEGE

APPEARED	TOTAL PART-EXAM	FRESH	EXM/CHP	BOYS	GIRLS	DIV.	BOYS / GIRLS	RESULT WITHHELD	FAILURES
PASS	2	2		1	1	I		BY OFFICE, WD =	WITH COMPARTMENT=
PASS-X		2				II		AT TABULATION = 2	WITH EXEMPTION =
		100%				III		UNFAIR-MEANS =	TOTAL OF ABOVE =

SUBJECTWISE STATISTICS OF APPEARED & PASS-X COUNTS

M&RE	2 - 100.00%	M&RE(P)	2 - 100.00%	CCNT	2 - 100.00%	CCN(P)	2 - 100.00%	W&NC	2 - 100.00%	WSN	0 - ---%
E/S	0 - ---%	DIP	2 - 100.00%	A/I	0 - ---%	RST	0 - ---%	R&A	0 - ---%	S/C	0 - ---%
PROJ	2 - 0.00%									CHOS	2 - 100.00%

1) M&RE(T)-MICROWAVE & RADAR ENGINEERING 2) M&RE(P)(P)-MICROWAVE & RADAR ENGINEERING (PRACTICAL) 3) CCNT(T)-COMPUTER COMMUNICATION NETWORK  
 4) CCN(P)(P)-COMPUTER COMMUNICATION NETWORK (PRACTICAL) 5) W&NC(T)-WIRELESS & MOBILE COMMUNICATION 6) ELE-II(T)-ELECTIVE-II  
 6) (A) W&S(T)-ELE-II WIRELESS SENSOR NETWORK 6) (B) E/S(T)-ELE-II EMBEDDED SYSTEM 6) (C) DIP(T)-ELE-II DIGITAL IMAGE PROCESSING  
 6) (D) A/I(T)-ELE-II ARTIFICIAL INTELLIGENCE 7) ELE-III(T)-ELECTIVE-III 7) (A) RST(T)-ELE-III RANDOM SIGNAL THEORY  
 XNF-Full Exemption, XNT-Exempted in Theory, XNB-Exempted in Internal Asse., XNF-Exempted in Practical, XNI-Exempted in Prac. Int. Asse.  
 RR=Refusal AA=Absent N=Fail TU=Theo Uni. TI=Theory Internal PU=Practical Uni. PI=Practical Internal INC=Incetives, PXN-Previous Exemption  
 Cr=Credit, GP=Grade Point, GPV=Grade Point Value (Credit X Grade Point), ICR=Sum of Credits, ZGPV=Sum of Credits X Grade Points, SOPA=See. Grade Point Average  
 N=Pass by Grace/Division By Grace Vide Ordinance No 3 of 2007 0=Grace. This result has been processed according to Direction no. 2 of 2022.

*Shake*  
 Principal  
 Guru Nanak Institute of  
 Technology

RASHTRASANT TUKADOJI MAHARAJ NAGPUR UNIVERSITY  
FACULTY OF SCIENCE AND TECHNOLOGY

TABULATION REGISTER - M.TECH FOURTH SEMESTER STRUCTURAL ENGINEERING (NEW) SUMMER 2022(CHOICE BASED CREDIT SYSTEM)

RESULT DATE 11/09/2022  
PH 23

COLLEGE CODE & NAME :- (318) OURUNAHAK INSTITUTE OF TECHNOLOGY., KALMESHVAR, NAGPUR

ROLLNO.	LN	ENRL. NO	NAME-OF-THE-CANDIDATE	MOTHER'S NAME	CEN	CAT	SEX	REG	INCENTIVE	E/S	(U/H-TYPE)		
				II (CR:16)					ICR	IGPV	CGPA	DIVISION	
				PROJ	TOTAL	RESULT	ICR	IGPV	SGPA	(10)			
				PU	MARKS)				(10)				
				400/200	400								
				IGRIGPIGPV	200								
318005	1.	2012016600511203	VIPIN BHARAT GAJBHIYE	NINAXI									
				380	380	PASS	16	144	9.00	76	709	9.32	DISTINCTION
				390									
				IA:9	:144								
CI- W20\202907 SGPA= 9.64 CR= 22 GPV=212.00 CII- 621\139956 SGPA= 8.73 CR= 22 GPV=192.00 CIII- W21\194789 SGPA= 10.00 CR= 16 GPV=160.00 PROJECT NAME:DEVELOP A NEW SYSTEMATIC PROCEDURE FLY ASH COMPOSITE BRICKES													

RESULT STATISTICS FOR THE COLLEGE

	TOTAL	PART-EXAM	FRESH	EXM/CMP	BOYS	GIRLS	DIV.	BOYS / GIRLS	RESULT WITHHELD	FAILURES
APPEARED	23	3	23		17	6	I		BY OFFICE, NO =	WITH COMPARTMENT=
PASS	23		23		17	6	III		AT TABULATION =	WITH EXEMPTION =
PASS-%	100.00		100.00		100.00	100.00	III		UNFAIR-MEANS =	TOTAL OF ABOVE =
										DELETED -
										Perc (%) -

SUBJECTWISE STATISTICS OF APPEARED & PASS-% COUNTS

PROJ 23 - 100.00%

1) PROJ(P)-PROJECT

XNF-Full Exemption, XNT-Exempted in Theory, XMS-Exempted in Internal Asses., XNP-Exempted in Practical, XMI-Exempted in Prac. Int. Asses.  
 RR=Refusal AA=Absent #=Fail TU=Theo Uni. TI=Theory Internal PU=Practical Uni. PI=Practical Internal INC=Incentives, PXN-Previous Exemption  
 Cr-Credit, GP-Grade Point, GPV-Grade Point Value (Credit X Grade Point), ICR-Sum of Credits, IGPV-Sum of Credits X Grade Points, SGPA-Sem. Grade Point Average  
 #=Pass by Grace/Division By Grace Vide Ordinance No 3 of 2007 G=Grace. This result has been processed according to Direction no. 18 of 2022

*(Handwritten Signature)*  
Shake

Principal  
GURUNANAK INSTITUTE OF  
Technology





Guru Nanak Educational Society's

# GURU NANAK INSTITUTE OF TECHNOLOGY



Guru Nanak Institutions, Nagpur  
 • ENGINEERING • MBA • M.TECH • SCHOOL  
 ISO 9001 : 2008 Certified Institutions

APPROVED BY AICTE, DTE & AFFILIATED TO RTM NAGPUR UNIVERSITY, NAGPUR  
 Dahegaon, Opp. IOC Petrol pump, Kalmeshwar Road, Nagpur-441501 Ph.: 07118-661450  
 Website : www.gninagpur.info E-mail : gni.principalgnit@gmail.com

## 2.6.3 Average pass percentage of Students during 2020-2021

Year	Program Code	Program Name	Number of students appeared in the final year examination	Number of students passed in final year examination
2020-21	419619110	Civil Engineering	139	137
	419661210	Mechanical Engineering	92	91
	419624210	Computer Science & Engineering	10	10
	419629310	Electrical Engineering	19	19
	419637210	Electronics & Telecommunication	5	5
	419621210	Structural Engineering	23	23
	419659610	Heat and Power Engineering	8	8



*n. Shelke*

Dr. Sudhir N. Shelke  
 Principal  
 Principal  
 Guru Nanak Institute of  
 Technology



# GURU NANAK INSTITUTE OF TECHNOLOGY

NAAC ACCREDITED

Dahegaon, Kalmeshwar Road, Nagpur 441501

DEPARTMENT OF CIVIL ENGINEERING

Session 2020-21 (EVEN)

## RESULT ANALYSIS

Following is the Result Analysis of Civil Department.

Sem: 4<sup>th</sup> Sem

STR-EVEN-Sum.21

Date: 13/09/2021

Sr. No.	Subject Name	Faculty Name	No. of Students Appeared	No. of Students Passed	No. of Students Failed	% of Result	
1	Project	Dr. Ganesh D. Awchat	23	23	0	100	
% of Result		List of Toppers					
		Sr. No.	Name of Student	Marks Obtained [400]	Percentage [%]	Pointer SGPA	
No. of Students Appeared	:	23	1.	Chetna Pradip Shelke	380	95.00	10.00
No. of Student Passed	:	23	2.	Sohrab Rustam Ansari	378	94.50	10.00
No. of Students Failed	:	0	3.	Shivani Shivraj Meshram	376	94.00	10.00
Percentage of Result	:	100%					

Head  
Dept. of Civil Engineering  
Guru Nanak Institute of Technology  
Nagpur



## GURU NANAK INSTITUTE OF TECHNOLOGY

NAAC ACCREDITED

Dahegaon, Kalmeshwar Road, Nagpur 441501

DEPARTMENT OF CIVIL ENGINEERING

Session 2020-21 (EVEN)

Success Result Analysis (Theory)

Semester: 4<sup>th</sup>

CE-EVEN-Sum.21

Date: 13/09/2021

Sr. No.	Subject Name	Faculty Name	No. of Students Appeared	No. of Students Passed	Avg. Marks Scored by Successful Students	% of Result	No. of Students having marks		
							>75%	>60% - <75%	<60%
1	Project	Dr. Ganesh D. Awchat	23	23	364.69	100	23	-	-

### Failure Result Analysis (Theory)

Semester: 4<sup>th</sup>

Section: A

CE-EVEN-Sum.21

Date: 13/09/2021

Sr. No.	Subject Name	Faculty Name	No. of Students Appeared	No. of Students Failed	Avg. Marks Scored by unsuccessful Students
1	Project	Dr. Ganesh D. Awchat	23	0	-

Prof. B.N. Ramteke  
Departmental Coordinator

Prof. S.M. Gajbhiye  
HOD, CE



# GURU NANAK INSTITUTE OF TECHNOLOGY

NAAC ACCREDITED

Dahegaon, Kalmeshwar Road, Nagpur 441501

DEPARTMENT OF MECHANICAL ENGINEERING

Session 2020-21 (EVEN)

## RESULT ANALYSIS

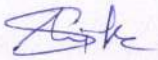
Following is the Result Analysis of Mechanical Department.


Sem: 8<sup>th</sup> Sem

ME-EVEN-Sum.21

Date: 14/07/2021

Sr. No.	Subject Name	Faculty Name	No. of Students Appeared	No. of Students Passed	No. of Students Failed	% of Result	
1	Industrial Management	Prof. S. Chouriwar	92	91	0	100	
2	Computer Integrated Manufacturing	Prof. S.S. Markad	23	23	0	100	
3	Refrigeration & Air Conditioning	Prof.S.B.Bhajankar	69	69	0	100	
4	Advance I.C. Engine	Dr. N.N. Wadaskar	92	90	02	99	
5	Automation in Production	Prof. I.P. Lade	92	91	01	99	
6	Energy Conversion-III	Prof. A. R. Mankar	92	91	1	99	
	Project	All Faculties	92	92	0	100	
<b>List of Toppers</b>							
% of Result			Sr. No.	Name of Student	Marks Obtained	Percentage	Pointer
					[800]	[%]	SGPA
No. of Students Appeared	:	92	1.	Akshay Somkuwar	740	88.83	9.72
No. of Student Passed	:	67	2.	Nitesh Kumar Singh	721	88.67	9.45
No. of Students Failed	:	3	3.	Om Anil Shirpurkar	719	88.17	9.45
Percentage of Result	:	96.37%					

  
Prof. S. B. Bhajankar  
Departmental Coordinator

  
Dr. N.N. Wadaskar  
HOD, ME  
Head  
Dept. of Mechanical Engineering  
Guru Nanak Institute of Technology  
Nagpur



# GURU NANAK INSTITUTE OF TECHNOLOGY

Dahegaon Kalmeshwar Road Nagpur - 441501

Department of Mechanical Engineering

Result Analysis Summer-2021

Heat Power Engineering

Semester: M.Tech IV<sup>th</sup>

Date: 14/09/2021

Sr. No	Subject Name	Name of Faculty	No. of Students appeared	No. of Students Passed	No. of Students Failed	Percentage of Result
1	Project	Prof.A.R.Mankar	08	08	00	100%

No. of Students Appeared = 08

No. of Students Pass = 08

No. of Students Fail = 00

Percentage of result = 100%

University Topper= NIL

Result Analysis In-Charge

  
HOD (ME)

Head  
Dept. of Mechanical Engineering  
Guru Nanak Institute of Technology  
Nagpur



COLLEGE CODE & NAME :- (318) GURUNANAK INSTITUTE OF TECHNOLOGY, KALNESINAR, NAGPUR

ROLLNO	LN	ENRL NO	NAME-OF-THE-CANDIDATE	MOTHER'S NAME	GEN	CAT	SEX	MED	INCENTIVE	E/S	(U/H-TYPE)			
			11 (Cr:4) 12 (Cr:1) 13 (Cr:5) 14 (Cr:1) 15 (Cr:4) 16 (Cr:4) 17 (Cr:4) 18 (Cr:6)											
			1 H3RE 1 H3RE(P) 1 CONT 1 CCH(P) 1 USMC 1 ELE-II 1 ELE-III 1 PROJ 1 TOTAL						RESULT	ZCR	ZGPV	SGPA	ZGPV	DIVISION
			1 70 1 71 1 72 1 73 1 74 1 75 1 76 1 77 1 78 1 79 1 80 1 81 1 82 1 83 1 84 1 85 1 86 1 87 1 88 1 89 1 90 1 91 1 92 1 93 1 94 1 95 1 96 1 97 1 98 1 99 1 100											
			100:20/40 125:25/25 180:20/40 125:25/25 180:20/40 180:20/40 180:20/40 175:75/75 1750											
			180:20/40 125:25/25 180:20/40 125:25/25 180:20/40 180:20/40 180:20/40 175:75/75 1750											
279884	1.	2015016801145524	SHUBHAM VASANTRAO MOON	RANJANA										
			1 68 1 20 1 23 1 24 1 68 1 20 1 24 1 25 1 56 1 20 1 56 1 20 1 54 1 19 1 74 1 75 1 642						PASS	27	257	6.64	57	FIRST CLASS
			1 68 1 47 1 96 1 49 1 76 1 76 1 73 1 147											
			1AB:9:36 1AA:10:10 1AB:9:45 1AA:10:10 1BB:8:32 1BB:8:32 1BB:8:32 1AA:10:60											
Ele Sub: (60)-DIP (70)-CROS												ENV GRADE:		
CV- 520\256762 SGPA= 7.48 CR= 27 GPV=202.00 CVII- 520\320197 SGPA= 6.64 CR= 28 GPV=186.00 CVII- U20\259767 SGPA= 7.50 CR= 28 GPV=210.00														

RESULT STATISTICS FOR THE COLLEGE

	TOTAL	PART-EXAM	FRESH	EXM/CHP	BOYS	GIRLS	DIV.	BOYS / GIRLS	RESULT WITHHELD	FAILURES
APPEARED	5		5		4	1	I		BY OFFICE, NO =	WITH COMPARTMENT=
PASS	4		4		3	1	II		AT TABULATION =	WITH EXEMPTION =
PASS-%	80.00		80.00		75.00	100.00	III		UNFAIR-MEANS =	TOTAL OF ABOVE =
										1 Perc(%) - 30.00

SUBJECTWISE STATISTICS OF APPEARED & PASS-% COUNTS

H3RE	5 - 100.00%	H3RE(P)	5 - 100.00%	CONT	5 - 100.00%	CCH(P)	5 - 100.00%	USMC	5 - 80.00%	USH	0 - ---%
E/S	0 - ---%	DIP	5 - 100.00%	A/I	0 - ---%	RST	0 - ---%	RAA	0 - ---%	S/C	0 - ---%
PROJ	5 - 100.00%										5 - 100.00%

1) H3RE(P)-MICROWAVE & RADAR ENGINEERING 2) H3RE(P)(P)-MICROWAVE & RADAR ENGINEERING (PRACTICAL) 3) CONT(T)-COMPUTER COMMUNICATION NETWORK  
 4) CCH(P)(P)-COMPUTER COMMUNICATION NETWORK (PRACTICAL) 5) USMC(T)-WIRELESS & MOBILE COMMUNICATION 6) ELE-III(T)-ELECTIVE-III  
 7) (A) USMC(T)-ELE-II WIRELESS SENSOR NETWORK 8) (B) E/S(T)-ELE-II EMBEDDED SYSTEM 9) (C) DIP(T)-ELE-II DIGITAL IMAGE PROCESSING  
 10) (D) RST(T)-ELE-II ARTIFICIAL INTELLIGENCE 11) ELE-III(T)-ELECTIVE-III 12) (A) RST(T)-ELE-III RANDOM SIGNAL THEORY  
 XNP-Full Exemption, XNI-Exemption in Theory, XNC-Exemption in Internal Asses., XIP-Exemption in Practical, XNI-Exemption in Prac Int. Asses.  
 DI=Deferral, RA=Retreat, R=Fail, IU=Inco. Unl., II=Theory Internal, PU=Practical Unl., P=Practical Internal, INC=Incentives, EXN=Previous Exemption  
 C=Credit, GP=Grade Point, GPV=Grade Point Value (Credit X Grade Point), ZCR=Sum of Credits, ZGPV=Sum of Credits X Grade Points, SGPA=Sum Grade Point Average  
 \*Pass By Grace/Division By Grace Vide Ordinance No 3 of 2007 & Grace, this result has been processed according to Direction no. 20 of 2021.

*Shake*  
Principal  
Guru Nanak Institute of  
Technology









COLLEGE CODE & NAME :- (1818) GURUNANAK INSTITUTE OF TECHNOLOGY, KALINDI, RAJAPUR

ROLL NO.	LN	ENRL NO.	NAME-OF-THE-CANDIDATE	FATHER'S NAME	GEN	CAT	SEX	REG	INCENTIVE	775	(P/R-TYPE)																																																
<table border="1" style="width: 100%; border-collapse: collapse;"> <tr> <td>II (CR: 16)</td> <td>PROJ</td> <td>TOTAL</td> <td>RESULT</td> <td>SCR</td> <td>SGPV</td> <td>SGPA</td> <td>(10)</td> <td>SCR</td> <td>SGPV</td> <td>CGPA</td> <td>DIVISION</td> </tr> <tr> <td>PU</td> <td>MARKS</td> <td></td> <td></td> <td></td> <td></td> <td>(10)</td> <td></td> <td></td> <td></td> <td></td> <td></td> </tr> <tr> <td>400/200</td> <td>400</td> <td></td> <td></td> <td></td> <td></td> <td></td> <td></td> <td></td> <td></td> <td></td> <td></td> </tr> <tr> <td>100/100</td> <td>200</td> <td></td> <td></td> <td></td> <td></td> <td></td> <td></td> <td></td> <td></td> <td></td> <td></td> </tr> </table>												II (CR: 16)	PROJ	TOTAL	RESULT	SCR	SGPV	SGPA	(10)	SCR	SGPV	CGPA	DIVISION	PU	MARKS					(10)						400/200	400											100/100	200										
II (CR: 16)	PROJ	TOTAL	RESULT	SCR	SGPV	SGPA	(10)	SCR	SGPV	CGPA	DIVISION																																																
PU	MARKS					(10)																																																					
400/200	400																																																										
100/100	200																																																										
140415	1	2012016400403102	FRANISH RAMESHRAO SONONE	FRACATE	318	1	M	E																																																			
					374	374	PASS	16	160	110.00	76																																																
					374						9.07																																																
					100:10:160						DISTINCTION																																																
(I)- 500\128001 SGPA= 8.00 CR= 22 GPV=178.00 (II)- 520\128918 SGPA= 8.75 CR= 22 GPV=197.00 (III)- U20\196356 SGPA= 7.75 CR= 16 GPV=156.00 PROJECT NAME: WATER EXTRACTION FROM ATMOSPHERIC AIR																																																											
140415	2	20150164002187802	SANDESH SUNIL NANDAGAWALI	SUREKHA	318	1	M	E																																																			
					364	364	PASS	16	160	110.00	76																																																
					364						9.11																																																
					100:10:160						DISTINCTION																																																
(I)- 500\128002 SGPA= 8.27 CR= 22 GPV=182.00 (II)- 520\128919 SGPA= 9.00 CR= 22 GPV=198.00 (III)- U20\196357 SGPA= 9.50 CR= 16 GPV=182.00 PROJECT NAME: GENERATION OF HYDROGEN GAS FROM SOLAR ENERGY																																																											
140420	3	2015016400229086	SHUBHAM RATAN BAGDE	VIDYA	318	1	M	E																																																			
					360	360	PASS	16	144	9.00	75																																																
					360						8.83																																																
					100:9:144						DISTINCTION																																																
(I)- 110\142709 SGPA= 7.00 CR= 22 GPV=154.00 (II)- 520\128920 SGPA= 9.00 CR= 22 GPV=198.00 (III)- U20\196358 SGPA= 9.50 CR= 16 GPV=182.00 PROJECT NAME: ACCIDENTS IN INDIAN RAILWAYS DUE TO THERMAL STRESSES																																																											

**RESULT STATISTICS FOR THE COLLEGE**


TOTAL PART-EXAM FRESH		EXM/CMF	BOYS	GIRLS	DIV.	BOYS / GIRLS	RESULT WITHELD	FAILURES	
APPEARED	8	8	7	1	I		BY OFFICE, NO =	WITH COMPARTMENT=	DELETED -
PASS	8	8	7	1	II		AT TACULATION =	WITH EXEMPTION =	
FAIL-D	100.00	100.00	100.00	100.00	III		UNFAIR-MEANS =	TOTAL OF ABOVE =	Percent -

**SUBJECTWISE STATISTICS OF APPEARED & PASS-% COUNTS**

PROJ 8 - 100.00%

17 REGD(R)-PROJECT

XRF=Full Exemption, XII=Exempted in Theory, XIII=Exempted in Internal Asses, XIV=Exempted in Practical, XVI=Exempted in Prac. Int. Asses  
 P=Practical, TA=Theory, P=Practical, I=Internal, II=Theory, III=Practical, IV=Practical, V=Practical, VI=Practical, VII=Practical, VIII=Practical, IX=Practical, X=Practical, XI=Practical, XII=Practical, XIII=Practical, XIV=Practical, XV=Practical, XVI=Practical, XVII=Practical, XVIII=Practical, XIX=Practical, XX=Practical, XXI=Practical, XXII=Practical, XXIII=Practical, XXIV=Practical, XXV=Practical, XXVI=Practical, XXVII=Practical, XXVIII=Practical, XXIX=Practical, XXX=Practical  
 Cr=Credit, GP=Grade Point, GPV=Grade Point Value (Credit X Grade Point), CR=Sum of Credits, EdV=Sum of Credits X Grade Points, SGPA=Sea. Grade Point Average  
 \*Refer by Branch/Division by Grade Vice Ordinance No 2 of 2007 & by the 10th result has been processed according to Direction no. 10 of 2021

  
**Principal**  
**Guru Nanak Institute of Technology**



Guru Nanak Educational Society's

# GURU NANAK INSTITUTE OF TECHNOLOGY



Guru Nanak Institutions, Nagpur  
 • ENGINEERING • MBA • M.TECH • SCHOOL  
 ISO 9001 : 2008 Certified Institutions

APPROVED BY AICTE, DTE & AFFILIATED TO RTM NAGPUR UNIVERSITY, NAGPUR  
 Dahegaon, Opp. IOC Petrol pump, Kalmeshwar Road, Nagpur-441501 Ph.: 07118-661450  
 Website : www.gninagpur.info E-mail : gni.principalgnit@gmail.com

## 2.6.3 Average pass percentage of Students during 2019-2020

Year	Program Code	Program Name	Number of students appeared in the final year examination	Number of students passed in final year examination
2019-20	419619110	Civil Engineering	113	113
	419661210	Mechanical Engineering	73	73
	419624210	Computer Science & Engineering	29	29
	419629310	Electrical Engineering	9	9
	419637210	Electronics & Telecommunication	9	9
	419621210	Structural Engineering	10	10
	419659610	Heat and Power Engineering	16	16



*n. Shelke*

Dr. Sudhir N. Shelke  
 Principal  
 Principal  
 Guru Nanak Institute of  
 Technology



# URU NANAK INSTITUTE OF TECHNOLOGY

NAAC ACCREDITED

Dahegaon, Kalmeshwar Road, Nagpur 441501

DEPARTMENT OF CIVIL ENGINEERING

Session 2019-20 (EVEN)

## RESULT ANALYSIS

Following is the Result Analysis of Civil Department.

Sem: 4<sup>th</sup> Sem M.Tech

CE-EVEN-Sum.2020

Date: 26/10/2020

Sr. No.	Subject Name	Faculty Name	No. of Students Appeared	No. of Students Passed	No. of Students Failed	% of Result	
1	Project	--	10	10	00	100	
<b>List of Toppers</b>							
% of Result		Sr. No.	Name of Student	Marks Obtained	Percentage	Pointer	
				[400]	[%]	CGPA	
No. of Students Appeared	:	10	1.	Diksha D. Menghare	385	96.25	8.21
No. of Student Passed	:	10	2.	Sadhana G. Motwani	384	96.00	9.04
No. of Students Failed	:	00	2.	Belsare S. Bondopanth	384	96.00	8.68
Percentage of Result	:	100.00%	2.	Shirish M. Jambhulkar	384	96.00	8.79
			3.	Neha N. Meshram	383	96.75	8.53
			3.	Sayali D. Madhavi	383	96.75	8.53
			3.	Abhijit K. Ukey	383	96.75	8.53

Departmental Coordinator

Principal  
Guru Nanak Institute of  
Technology

HOD, CE  
Head  
Dept. of Civil Engineering  
Guru Nanak Institute of Technology  
Nagpur



# GURU NANAK INSTITUTE OF TECHNOLOGY

NAAC ACCREDITED

Dahegaon, Kalmeshwar Road, Nagpur 441501

DEPARTMENT OF MECHANICAL ENGINEERING

Session 2019-20 (EVEN)

## RESULT ANALYSIS


Following is the Result Analysis of Mechanical Department.


Sem: 8<sup>th</sup> Sem

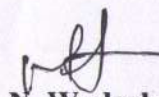
ME-EVEN-Sum.20

Date: 20/07/2020

Sr. No.	Subject Name	Faculty Name	No. of Students Appeared	No. of Students Passed	No. of Students Failed	% of Result	
1	Industrial Management	Prof. Vinod Sakhare	73	73	0	100	
2	Computer Integrated Manufacturing	Prof. S.S. Markad	28	28	0	100	
3	Refrigeration & Air Conditioning	Prof.S.B.Bhajankar	45	45	0	100	
4	Advance I.C. Engine	Dr. N.N. Wadaskar	73	73	0	100	
5	Automation in Production	Prof. I.P. Lade	73	73	0	100	
6	Energy Conversion-III	Prof. A. R. Mankar	73	73	0	100	
	Project	All Faculties	73	73	0	100	
<b>List of Toppers</b>							
% of Result			Sr. No.	Name of Student	Marks Obtained	Percentage	Pointer
					[800]	[%]	SGPA
No. of Students Appeared	:	73	1.	Anas Nazish	740	88.83	9.72
No. of Student Passed	:	73	2.	Aditya selokar	721	88.67	9.45
No. of Students Failed	:	0	3.	Shubham Maliya	719	88.17	9.45
Percentage of Result	:	100%					

  
Prof. S. B. Bhajankar  
Departmental Coordinator

  
Principal  
Guru Nanak Institute of  
Technology

  
Dr. N.N. Wadaskar  
HOD, ME



# GURU NANAK INSTITUTE OF TECHNOLOGY

Dahegaon Kalmeshwar Road Nagpur – 441501

Department of Mechanical Engineering

Result Analysis Summer-2020

Heat Power Engineering

Semester: M.Tech -IV<sup>th</sup>

Date: 27/10/2020

Sr.No	Subject Name	Name of Faculty	No. of Students Failed	No. of Students appeared	No. of Students Passed	No. of Students Failed	Percentage of Result
1	Project	Prof.A.R.Mankar	0	16	16	00	100%

No. of Students Appeared = 16

No. of Students Pass = 16

No. of Students Fail = 00

Percentage of result = 100%

University Topper= NIL

Result Analysis In-Charge

Principal  
Guru Nanak Institute of  
Technology

HOD (ME)  
Head  
Dept. of Mechanical Engineering  
Guru Nakak Institute of Technology  
Nagpur




**GURU NANAK INSTITUTE OF TECHNOLOGY**  
**NAAC ACCREDITED**  
 Dahegaon, Kalmeshwar Road, Nagpur 441501  
**DEPARTMENT OF COMPUTER SCIENCE & ENGINEERING**  
 Session 2019-20 (EVEN)

RESULT ANALYSIS

Following is the Result Analysis of Computer Science & Engineering Department.

<b>Sem:8<sup>th</sup>Sem</b>	<b>CSE-Even-Summer-2020</b>	<b>Date:-12-11-2020</b>
------------------------------	-----------------------------	-------------------------

Sr. No.	Subject Name	Faculty Name	No. of Students Appeared	No. of Students Passed	No. of Students Failed	% of Result	
1	Distributed Operating System	Prof. Vandana Prajapati	29	29	00	100	
2	Information & Cyber Security	Prof. Shraddha Bagde	29	29	00	100	
3	Clustering & Cloud Computing	Prof. NeerajanChitare	29	29	00	100	
4	Digital Forensic	Prof. Manjusha Talmale	29	29	00	100	
<b>% of Result</b>			<b>List of Toppers</b>				
		<b>Sr. No.</b>	<b>Name of Student</b>	<b>Marks Obtained</b>	<b>Percentage</b>	<b>Pointer</b>	
				<b>[650]</b>	<b>[%]</b>	<b>SGPA</b>	
<b>No. of Students Appeared</b>	:	29	<b>1.</b>	Apurv Patil	644	99.08	10.00
				Tushar Pudke	644	99.08	10.00
<b>No. of Student Passed</b>	:	29	<b>2.</b>	Anjali Dubey	643	98.92	10.00
				Sagar Nimbalkar	643	98.92	10.00
<b>No. of Students Failed</b>	:	00	<b>3.</b>	Richa Soni	642	98.77	10.00
				Ujwal Durbude	642	98.77	10.00
<b>Percentage of Result</b>	:	100%					

  
 Shake  
 Principal  
 Guru Nanak Institute of  
 Technology



**GURU NANAK INSTITUTE OF TECHNOLOGY**  
NAAC ACCREDITED  
Dahegaon, Kalmeshwar Road, Nagpur 441501  
**DEPARTMENT OF COMPUTER SCIENCE & ENGINEERING**  
Session 2019-20 (EVEN)

Failure Result Analysis (Theory)

Sem:8 <sup>th</sup> Sem		CSE-Even-Summer-2020		Date:- 12-11-2020	
Sr. No.	Subject Names	Faculty Name	No. of Students Appeared	No. of Students Failed	Avg. Marks Scored by unsuccessful Students
1	Distributed Operating System	Prof. Vandana Prajapati	29	00	98
2	Information & Cyber Security	Prof. Shraddha Bagde	29	00	98
3	Clustering & Cloud Computing	Prof. Neeranjanchitare	29	00	99
4	Digital Forensic	Prof. Manjusha Talmale	29	00	98

Departmental Coordinator

Principal  
Guru Nanak Institute of  
Technology

HOD

Head of the Department  
Computer Sci & Engg  
GNIT Nagpur



**GURU NANAK INSTITUTE OF TECHNOLOGY**  
NAAC ACCREDITED  
Dahegaon, Kalmeshwar Road, Nagpur 441501  
**DEPARTMENT OF COMPUTER SCIENCE & ENGINEERING**  
Session 2019-20 (EVEN)

Success Result Analysis (Theory)

Sem:8 <sup>th</sup> Sem		CSE-Even-Summer-2020				Date:- 12-11-2020			
Sr. No.	Subject Names	Faculty Name	No. of Students Appeared	No. of Students Passed	Avg. Marks Scored by Successful Students	% of Result	No. of Students having marks		
							>75%	>60% - <75%	<60%
1	Distributed Operating System	Prof. Vandana Prajapati	29	29	98	100	29	00	00
2	Information & Cyber Security	Prof. Shraddha Bagde	29	29	98	100	29	00	00
3	Clustering & Cloud Computing	Prof. NeerajanChitare	29	29	99	100	29	00	00
4	Digital Forensic	Prof. Manjusha Talmale	29	29	98	100	29	00	00

*Shake*

Principal  
Guru Nanak Institute of  
Technology



## GURU NANAK INSTITUTE OF TECHNOLOGY

NAAC ACCREDITED

Dahegaon, Kalmeshwar Road, Nagpur 441501

DEPARTMENT OF CIVIL ENGINEERING

Session 2018-19 (EVEN)

### RESULT ANALYSIS

Following is the Result Analysis of Civil Department.

Sem: 4<sup>th</sup> Sem

CE-EVEN-Sum.19

Date: 10/07/19

Sr. No.	Subject Name	Faculty Name	No. of Students Appeared	No. of Students Passed	No. of Students Failed	% of Result
1	Project	Dr. Ganesh Awachat	19	16	03	84.21
<b>List of Toppers</b>						
% of Result		Sr. No.	Name of Student	Marks Obtained [400]	Percentage [%]	Pointer SGPA
No. of Students Appeared	:	1.	Prachi Sheshrao Bhoyar	370	92.50	8.61
No. of Student Passed	:	2.	Virendra Kunjilal Tembhare	370	92.50	W/D
No. of Students Failed	:	3.	Mohd Aadil Danish Salman Akhtar	365	91.25	8.04
Percentage of Result	:					84.21%

Principal  
Guru Nanak Institute of  
Technology



COLLEGE CODE & NAME :- (318) GURUNANAK INSTITUTE OF TECHNOLOGY., KALMESHWAR, NAGPUR

ROLLNO.	LN	ENRL. NO	NAME-OF-THE-CANDIDATE	MOTHER'S NAME	GEN	CAT	SEX	MED	INCENTIVE	E/S	(W/H-TYPE)
288002	1.	2014016601117027	VINAYKUNAR SURESH PANDEY	VIMLA	318	3	M	E			
Ele. Sub: (2B)-CIM (3B)-CIM S19/346823 (CV- W18\939388 SGPA= 5.62 CR= 26 GPV=146.00) (VI- S20\323028 SGPA= 8.53 CR= 30 GPV=256.00) (VII- SGPA= CR= GPV= )											

ROLLNO.	LN	ENRL. NO	NAME-OF-THE-CANDIDATE	MOTHER'S NAME	GEN	CAT	SEX	MED	INCENTIVE	E/S	(W/H-TYPE)
288003	2.	20174092935372	VRUSHABH SUDHAKARRAO DARVHEKAR	SANGITA	318	3	M	E			
Ele. Sub: (2B)-CIM (3B)-CIM S19/346827 (CV- SGPA= CR= GPV= ) (VI- S20\323046 SGPA= 7.00 CR= 30 GPV=210.00) (VII- W18\883672 SGPA= 6.38 CR= 26 GPV=166.00)											

RESULT STATISTICS FOR THE COLLEGE

TOTAL PART-EXAM FRESH ABS	EXM/CMP	BOYS	GIRLS	DIV.	BOYS / GIRLS	RESULT WITHELD	FAILURES	DELETED -
APPEARED 22	22	21	1	I		BY OFFICE, WD =	WITH COMPARTMENT=	DELETED -
PASS 22	22	21	1	II		AT TABULATION = 2	WITH EXEMPTION =	Perc(%) =
PASS-% 100.00	100.00	100.00	100.00	III		UNFAIR-MEANS =	TOTAL OF ABOVE =	

SUBJECTWISE STATISTICS OF APPEARED & PASS-% COUNTS

I/M	12 - 100.00% FEM	0 - ---% CIM	2 - 100.00% IFF	0 - ---% MIS	0 - ---% R&AC	9 - 100.00%	0 - ---% S/A	0 - ---% X
S/A	0 - ---% FEM	0 - ---% CIM	0 - ---% IFF	0 - ---% MIS	0 - ---% R&AC	0 - ---% S/A	7 - 100.00%	
ANT	0 - ---% MTD	0 - ---% RES	0 - ---% M/V	0 - ---% AICE	15 - 100.00% TRB	0 - ---% A/P		

Principal  
 Guru Nanak Institute of  
 Technology

1) I/M(T)-INDUSTRIAL MANAGEMENT 2) ELE-II(T)-ELECTIVE-II 2) (A) FEM(T)-ELE-II FINITE ELEMENT METHOD 2) (D) MIS(T)-ELE-II MANAGEMENT INFORMATION SYSTEMS  
 2) (B) CIM(T)-ELE-II COMPUTER INTEGRATED MANUFACTURING 2) (C) IFF(T)-ELE-II INDUSTRIAL FLUID POWER 2) (E) S/A(T)-ELE-II STRESS ANALYSIS 3) ELE-II(P)-ELECTIVE-II  
 2) (E) R&AC(T)-ELE-II REFRIGERATION & AIR-CONDITIONING 2) (F) S/A(T)-ELE-II COMPUTER INTEGRATED MANUFACTURING (PRACTICAL)  
 3) (A) FEM(P)-ELE-II FINITE ELEMENT METHOD (PRACTICAL) 3) (B) CIM(P)-ELE-II COMPUTER INTEGRATED MANUFACTURING (PRACTICAL)  
 XMF=Full Exemption, XMT=Exempted in Theory, XMS=Exempted in Internal Asses., XMP=Exempted in Practical, XMI=Exempted in Prac. Int. Asses.  
 RR=Refusal AA=Absent #=Fail TU=Theo Uni. TI=Theory Internal PU=Practical Uni. PI=Practical Internal INC=Incentives, PXM=Previous Exemption  
 Cr=Credit, GP=Grade Point, GPV=Grade Point Value (Credit X Grade Point), ECR=Sum of Credits, ZGPV=Sum of Credits X Grade Points, SGPA=Sea. Grade Point Average  
 #=Pass by Grace/Division By Grace Vide Ordinance No 3 of 2007 G=Grace  
 SGPA=Sea. Grade Point Average

COLLEGE CODE & NAME :- (318) GURUNANAK INSTITUTE OF TECHNOLOGY., KALMESHWAR, NAGPUR

ROLLNO.	LN	ENRL NO	NAME-OF-THE-CANDIDATE	MOTHER'S NAME	CEN	CAT	SEX	MED	INCENTIVE	E/S	(W/H-TYPE)
			11 (Cr:5)   12 (Cr:1)   13 (Cr:5)   14 (Cr:1)   15 (Cr:5)   16 (Cr:5)   17 (Cr:5)								
			DOS   DOS(P)   I&CS   I&CS(P)   ELE-III   ELE-IV   PROJ		TOTAL	RESULT	ΣCR	ΣGPV	SGPA	ΣCR	DIVISION
			ICVA:CVBI   ICVA:CVBI   ICVA:CVBI   ICVA:CVBI   ICVA:CVBI   ICVA:CVBI   ICVA:CVBI						(10)	CGPA	
			TU   TI   PU   PI   TU   TI   PU   PI   TU   TI   PU   PI   TU   TI   PU   PI		MARKS					(10)	
			180:20/40   125:25/25   180:20/40   125:25/25   180:20/40   180:20/40   175:75/75		650						
			IGRIGP   IGPVIGRIGP   IGPVIGRIGP   IGPVIGRIGP   IGPVIGRIGP   IGPVIGRIGP   IGPVIGRIGP		285						

291987	1.	2015016602211532	JAYDEEP SURENDRA KASTURE	DEEPA	318	3	M	E			
			150:271   144:271   171   18   77   18   69   18   591		PASS	27	269	9.96	52	FIRST CLASS	
			77   18   95   41 PXM   89   43 PXM   95   87   141 PXM						409		
			IAA:10:50   IAB:9 : 9   IAA:10:50   IAA:10:10   IAA:10:50   IAA:10:50   IAA:10:50						7.87		
Ele. Sub: (SD)-C&CC (6D)-D/F W19\298901 ENV GRADE: B											
CV- S18\776842 SGPA= 4.74 CR= 27 GPV=128.00 <VI- W19\293495 SGPA= 6.04 CR= 27 GPV=163.00 <VII- W19\364421 SGPA= 5.60 CR= 25 GPV=140.00											

291988	2.	2015016601147244	ROSHANI ATMARAM SUKHADEVE	SHASHIKALA	318	3	F	E			
			144:261   150:261   150:261   150:261   170   17   76   17   76   17   578		PASS	27	268	9.93	52	FIRST CLASS	
			70   17   87   41 PXM   93   41 PXM   93   93   130 PXM						393		
			IAA:10:50   IAB:9 : 9   IAA:10:50   IAB:9 : 9   IAA:10:50   IAA:10:50   IAA:10:50						7.56		
Ele. Sub: (SD)-C&CC (6D)-D/F W19\298903 ENV GRADE: B											
CV- S17\448091 SGPA= 4.70 CR= 27 GPV=127.00 <VI- W17\620794 SGPA= 4.93 CR= 27 GPV=133.00 <VII- W16\332912 SGPA= 5.00 CR= 25 GPV=125.00											

RESULT STATISTICS FOR THE COLLEGE

TOTAL PART-EXAM FRESH		EXM/CMP	BOYS	GIRLS	DIV.	BOYS / GIRLS	RESULT WITHELD	FAILURES		
APPEARED	2	2	1	1	I		BY OFFICE,WO =	WITH COMPARTMENT=	DELETED -	
PASS	2	2	1	1	II		AT TABULATION =	WITH EXEMPTION =		
PASS-%	100.00	100.00	100.00	100.00	III		UNFAIR-MEANS =	TOTAL OF ABOVE =	Perc(%) -	

SUBJECTWISE STATISTICS OF APPEARED & PASS-% COUNTS

DOS	2 - 100.00%	DOS(P)	0 - ----%	I&CS	2 - 100.00%	I&CS(P)	0 - ----%	P/R	0 - ----%	SCT	0 - ----%
O/T	0 - ----%	C&CC	2 - 100.00%	AWSN	0 - ----%	DIP	0 - ----%	NLP	0 - ----%	D/F	2 - 100.00%
										PROJ	0 - ----%

*Shake*

Principal  
 Guru Nanak Institute of  
 Technology

1) DOS(T)-DISTRIBUTED OPERATING SYSTEM 2) DOS(P)(P)-DISTRIBUTED OPERATING SYSTEM LAB (PRACTICAL) 3) I&CS(T)-INFORMATION & CYBER SECURITY  
 4) I&CS(P)(P)-INFORMATION & CYBER SECURITY (PRACTICAL) 5) ELE-III(T)-ELECTIVE-III 5) (A) P/R(T)-ELE-III PATTERN RECOGNITION  
 5) (B) SCT(T)-ELE-III SOFT COMPUTING TECHNIQUES 5) (C) O/T(T)-ELE-III OPTIMIZATION TECHNIQUES 5) (D) C&CC(T)-ELE-III CLUSTERING & CLOUD COMPUTING  
 6) ELE-IV(T)-ELECTIVE-IV 6) (A) AWSN(T)-ELE-IV ADVANCE WIRELESS SENSOR NETWORK 6) (B) DIP(T)-ELE-IV DIGITAL IMAGE PROCESSING  
 XMF-Full Exemption, XMT-Exempted in Theory, XMS-Exempted in Internal Asse., XMP-Exempted in Practical, XMI-Exempted in Prac. Int. Asse.  
 RR=Refusal AA=Absent #=Fail TU=Theo Uni. TI=Theory Internal PU=Practical Uni. PI=Practical Internal INC=Incentives, PXN-Previous Exemption  
 Cr-Credit, GP-Grade Point, GPV-Grade Point Value (Credit X Grade Point), ECR-Sum of Credits, ΣGPV-Sum of Credits X Grade Points, SGPA-Sem. Grade Point Average  
 #=Pass by Grace/Division By Grace Vide Ordinance No 3 of 2007 G=Grace





COLLEGE CODE & NAME :- (318) GURUNANAK INSTITUTE OF TECHNOLOGY., KALMESHWAR, NAGPUR

ROLLNO.	LN	ENRL. NO	NAME-OF-THE-CANDIDATE	MOTHER'S NAME	CEN	CAT	SEX	MED	INCENTIVE	E/S	(W/H-TYPE)
			11 (Cr:5)   12 (Cr:1)   13 (Cr:5)   14 (Cr:1)   15 (Cr:5)   16 (Cr:5)   17 (Cr:5)								
			DOS   DOS(P)   I&CS   I&CS(P)   ELE-III   ELE-IV   PROJ								
			ICVA:CVBI   ICVA:CVBI   ICVA:CVBI   ICVA:CVBI   ICVA:CVBI   ICVA:CVBI   ICVA:CVBI								
			TU   TI   PU   PI   TU   TI   PU   PI   TU   TI   TU   TI   PU   PI								
			180:20/40   125:25/25   180:20/40   125:25/25   180:20/40   180:20/40   175:75/75								
			IGRIGP   IGPV   IGRIGP   IGPV   IGRIGP   IGPV   IGRIGP   IGPV   IGRIGP   IGPV								

291987	1.	2015016602211532	JAYDEEP SURENDRA KASTURE	DEEPA							
			150:271   144:271   150:271   142:271								
			77   18   71   18   77   18   69   18								
			95   41 PXM   89   43 PXM   95   87								
			141 PXM								
			IAA:10:50   IAB:9 : 9   IAA:10:50   IAB:10:10   IAA:10:50   IAA:10:50   IAA:10:50								
			W19\298901								
			ENV GRADE:								
			(V- S18\776842 SGPA= 4.74 CR= 27 GPV=128.00) (VI- W19\293495 SGPA= 6.04 CR= 27 GPV=163.00) (VII- W19\364421 SGPA= 5.60 CR= 25 GPV=140.00)								

291988	2.	2015016601147244	ROSHANI ATMARAM SUKHADEVE	SHASHIKALA							
			144:261   150:261   150:261   150:261								
			70   17   76   17   76   17   76   17								
			87   41 PXM   93   41 PXM   93   93   130 PXM								
			IAA:10:50   IAB:9 : 9   IAA:10:50   IAB:9 : 9   IAA:10:50   IAA:10:50   IAA:10:50								
			W19\298903								
			ENV GRADE: B								
			(V- S17\448091 SGPA= 4.70 CR= 27 GPV=127.00) (VI- W17\620794 SGPA= 4.93 CR= 27 GPV=133.00) (VII- W16\332912 SGPA= 5.00 CR= 25 GPV=125.00)								

RESULT STATISTICS FOR THE COLLEGE

TOTAL PART-EXAM FRESH ABS		EXM/CMP	BOYS	GIRLS	DIV.	BOYS / GIRLS	RESULT WITHHELD	FAILURES		
APPEARED	2	2	1	1	I		BY OFFICE, WD =	WITH COMPARTMENT=	DELETED -	
PASS	2	2	1	1	II		AT TABULATION =	WITH EXEMPTION =		
PASS-%	100.00	100.00	100.00	100.00	III		UNFAIR-MEANS =	TOTAL OF ABOVE =	Perc (%) -	

SUBJECTWISE STATISTICS OF APPEARED & PASS-% COUNTS

DOS	2 - 100.00%	DOS(P)	0 - ---% I&CS	2 - 100.00%	I&CS(P)	0 - ---% P/R	0 - ---% SCT	0 - ---%			
O/T	0 - ---% C&CC	2 - 100.00%	AWSN	0 - ---% DIP	0 - ---% NLP	0 - ---% D/F	2 - 100.00%	PROJ	0 - ---%		

*n/haake*  
 Principal  
 Guru Nanak Institute of  
 Technology

1) DOS(T)-DISTRIBUTED OPERATING SYSTEM 2) DOS(P)(P)-DISTRIBUTED OPERATING SYSTEM LAB (PRACTICAL) 3) I&CS(T)-INFORMATION & CYBER SECURITY  
 4) I&CS(P)(P)-INFORMATION & CYBER SECURITY (PRACTICAL) 5) ELE-III(T)-ELECTIVE-III 5) (A) P/R(T)-ELE-III PATTERN RECOGNITION  
 5) (B) SCT(T)-ELE-III SOFT COMPUTING TECHNIQUES 5) (C) O/T(T)-ELE-III OPTIMIZATION TECHNIQUES 5) (D) C&CC(T)-ELE-III CLUSTERING & CLOUD COMPUTING  
 6) ELE-IV(T)-ELECTIVE-IV 6) (A) AWSN(T)-ELE-IV ADVANCE WIRELESS SENSOR NETWORK 6) (B) DIP(T)-ELE-IV DIGITAL IMAGE PROCESSING  
 XNF-Full Exemption, XMT-Exempted in Theory, XMS-Exempted in Practical, XMI-Exempted in Prac. Int. Asse.  
 RR-Refusal AA=Absent H=Fail TU=Theo Uni. TI=Theory Internal PU=Practical Uni. PI=Practical Internal INC=Incetives, PXM-Previous Exemption  
 Cr-Credit, GP-Grade Point, GPV-Grade Point Value (Credit X Grade Point), ECR-Sum of Credits, ZGPV-Sum of Credits X Grade Points, SGPA-Sem. Grade Point Average  
 \*Pass by Grace/Division By Grace Vide Ordinance No 3 of 2007 G=Grace



Guru Nanak Educational Society's

# GURU NANAK INSTITUTE OF TECHNOLOGY




Guru Nanak Institutions, Nagpur  
 • ENGINEERING • MBA • M.TECH • SCHOOL  
 ISO 9001 : 2008 Certified Institutions

APPROVED BY AICTE, DTE & AFFILIATED TO RTM NAGPUR UNIVERSITY, NAGPUR  
 Dahegaon, Opp. IOC Petrol pump, Kalmeshwar Road, Nagpur-441501 Ph.: 07118-661450  
 Website : www.gninagpur.info E-mail : gni.principalgnit@gmail.com

## 2.6.3 Average pass percentage of Students during 2018-19

Year	Program Code	Program Name	Number of students appeared in the final year examination	Number of students passed in final year examination
2018-19	419619110	Civil Engineering	136	118
	419661210	Mechanical Engineering	94	51
	419624210	Computer Science & Engineering	22	19
	419629310	Electrical Engineering	25	21
	419637210	Electronics & Telecommunication	12	10
	419621210	Structural Engineering	19	16
	419659610	Heat and Power Engineering	9	9



*n. Shelke*

Dr. Sudhir N. Shelke  
 Principal  
 Principal  
 Guru Nanak Institute of  
 Technology



## GURU NANAK INSTITUTE OF TECHNOLOGY

NAAC ACCREDITED

Dahegaon, Kalmeshwar Road, Nagpur 441501

DEPARTMENT OF CIVIL ENGINEERING

Session 2018-19 (EVEN)

### RESULT ANALYSIS

Following is the Result Analysis of Civil Department.

Sem: 4<sup>th</sup> Sem

CE-EVEN-Sum.19

Date: 10/07/19

Sr. No.	Subject Name	Faculty Name	No. of Students Appeared	No. of Students Passed	No. of Students Failed	% of Result	
1	Project	Dr. Ganesh Awachat	19	16	03	84.21	
% of Result			List of Toppers				
			Sr. No.	Name of Student	Marks Obtained [400]	Percentage [%]	Pointer SGPA
No. of Students Appeared	:	19	1.	Prachi Sheshrao Bhojar	370	92.50	8.61
No. of Student Passed	:	16	2.	Virendra Kunjilal Tembhare	370	92.50	W/D
No. of Students Failed	:	03	3.	Mohd Aadil Danish Salman Akhtar	365	91.25	8.04
Percentage of Result	:	84.21%					

Principal  
Guru Nanak Institute of  
Technology



# GURU NANAK INSTITUTE OF TECHNOLOGY

NAAC ACCREDITED

Dahegaon, Kalmeshwar Road, Nagpur 441501

DEPARTMENT OF CIVIL ENGINEERING

Session 2018-19 (EVEN)

## Success Result Analysis (Theory)

Semester: 4<sup>th</sup>

CE-EVEN-Sum.19

Date: 10/07/19

Sr. No.	Subject Name	Faculty Name	No. of Students Appeared	No. of Students Passed	Avg. Marks Scored by Successful Students	% of Result	No. of Students having marks		
							>75%	>60% - <75%	<60%
1	Project	Dr. Ganesh Awachat	19	16	318.125	84.21	11	05	-

## Failure Result Analysis (Theory)

Semester: 4<sup>th</sup> Section: A

CE-EVEN-Sum.19

Date: 10/07/19

Sr. No.	Subject Name	Faculty Name	No. of Students Appeared	No. of Students Failed	Avg. Marks Scored by unsuccessful Students
1	Project	Dr. Ganesh Awachat	19	03	-

Prof. B.N. Ramteke  
Departmental Coordinator

Prof. S.M. Gajbhiye  
HOD, CE

Principal  
Guru Nanak Institute of  
Technology



**GURU NANAK INSTITUTE OF TECHNOLOGY**  
**NAAC ACCREDITED**  
 Dahegaon, Kalmeshwar Road, Nagpur 441501  
**DEPARTMENT OF MECHANICAL ENGINEERING**  
 Session 2018-19 (EVEN)

RESULT ANALYSIS

Following is the Result Analysis of Mechanical Department.

Sem: 8<sup>th</sup> Sem

ME-EVEN-Sum.19

Date: 25/07/2019

Sr. No.	Subject Name	Faculty Name	No. of Students Appeared	No. of Students Passed	No. of Students Failed	% of Result	
1	Industrial Management	Prof. Vinod Sakhare	94	85	9	90.4	
2	Computer Integrated Manufacturing	Prof. A. Wadgure	57	48	9	84.2	
3	Refrigeration & Air Conditioning	Prof.S.B.Bhajankar	37	31	6	83.8	
4	Advance I.C. Engine	Dr. N.N. Wadaskar	93	80	13	86.0	
5	Automation in Production	Prof. I.P. Lade	94	83	11	88.3	
6	Energy Conversion-III	Prof. A. R. Mankar	94	76	18	80.9	
	Project	All Faculties	94	94	0	100.0	
<b>List of Toppers</b>							
% of Result		Sr. No.	Name of Student	Marks Obtained	Percentage	Pointer	
				[800]	[%]	SGPA	
No. of Students Appeared	:	94	1.	Ankush Prakash Khapekar	633	79.01	9.03
No. of Student Passed	:	51	2.	Hiteshkumar Purushottam Kaikade	633	79.01	9.03
No. of Students Failed	:	43	3.	Akshay Chavhan	606	75.8	8.76
Percentage of Result	:	70.23%					

Prof. S. B. Bhajankar  
 Departmental Coordinator

Principal  
 Guru Nanak Institute of  
 Technology

Prof. I.P. Lade  
 HOD, ME  
 Head  
 Dept. of Mechanical Engineering  
 Guru Nanak Institute of Technology  
 Nagpur



# GURU NANAK INSTITUTE OF TECHNOLOGY

Dahegaon Kalmeshwar Road Nagpur – 441501

Department of Mechanical Engineering

Result Analysis Summer-2019

Heat Power Engineering

Semester: M.Tech IV<sup>th</sup>

Date: 11/7/2019

Sr.No	Subject Name	Name of Faculty	No. of Students appeared	No. of Students Passed	No. of Students Failed	Percentage of Result
1	Project	Prof.A.R.Mankar	09	09	00	100%

No. of Students Appeared = 09

No. of Students Pass = 09

No. of Students Fail = 00

Percentage of result = 100%

University Topper= NIL

Principal  
Guru Nanak Institute of  
Technology

Result Analysis In-Charge

HOD (ME)


Head  
Dept. of Mechanical Engineering  
Guru Nakak Institute of Technology  
Nagpur



**GURU NANAK INSTITUTE OF TECHNOLOGY**  
NAAC ACCREDITED  
Dahegaon, Kalmeshwar Road, Nagpur 441501  
**DEPARTMENT OF COMPUTER SCIENCE & ENGINEERING**  
Session 2018-19 (ODD)

Success Result Analysis (Theory)

Sem: 7 <sup>th</sup> Sem		CSE-Odd-Winter-2018				Date:- 31-12-2018			
Sr. No.	Subject Names	Faculty Name	No. of Students Appeared	No. of Students Passed	Avg. Marks Scored by Successful Students	% of Result	No. of Students having marks		
							>75%	>60% - <75%	<60%
1	Data Warehousing & Mining	Prof. Reena Thakur	22	19	46	86.36	01	02	19
2	Language Processor	Prof. Niranjan Chitare	22	19	50	86.36	01	05	16
3	TCP & IP	Prof. Ayaz Khan	22	20	52	90.91	01	06	15
4	Mobile Computing	Prof. Manjusha Talmale	22	20	53	90.91	00	10	12

  
Principal  
Guru Nanak Institute of  
Technology



**GURU NANAK INSTITUTE OF TECHNOLOGY**  
NAAC ACCREDITED  
Dahegaon, Kalmeshwar Road, Nagpur 441501  
**DEPARTMENT OF COMPUTER SCIENCE & ENGINEERING**  
Session 2018-19 (ODD)

Failure Result Analysis (Theory)

Sem: 7 <sup>th</sup> Sem		CSE-Odd-Winter-2018		Date:-31-12-2018	
Sr. No.	Subject Names	Faculty Name	No. of Students Appeared	No. of Students Failed	Avg. Marks Scored by unsuccessful Students
1	Data Warehousing & Mining	Prof. VijayaKamble	22	03	46
2	Language Processor	Prof. Niranjan Chitare	22	03	50
3	TCP & IP	Prof. Ayaz Khan	22	02	52
4	Mobile Computing	Prof. Manjusha Talmale	22	02	53

Departmental Coordinator

Principal  
Guru Nanak Institute of  
Technology

Head of the Department  
Computer Sci & Engg  
GNIT Nagpur



**GURU NANAK INSTITUTE OF TECHNOLOGY**  
**NAAC ACCREDITED**  
 Dahegaon, Kalmeshwar Road, Nagpur 441501  
**DEPARTMENT OF COMPUTER SCIENCE & ENGINEERING**  
 Session 2018-19 (ODD)

RESULT ANALYSIS

Following is the Result Analysis of Computer Science & Engineering Department.

Sem: 7 <sup>th</sup> Sem		CSE-Odd-Winter-2018			Date:- 31-12-2018		
Sr. No.	Subject Name	Faculty Name	No. of Students Appeared	No. of Students Passed	No. of Students Failed	% of Result	
1	Data Warehousing & Mining	Prof. Reena Thakur	22	19	03	86.36	
2	Language Processor	Prof. Niranjana Chitara	22	19	03	86.36	
3	TCP & IP	Prof. Ayaz Khan	22	20	02	90.91	
4	Mobile Computing	Prof. Manjusha Talmale	22	20	02	90.91	
% of Result		<b>List of Toppers</b>					
		Sr. No.	Name of Student	Marks Obtained	Percentage	Pointer	
				[650]	[%]	SGPA	
No. of Students Appeared :		22	1.	Sushmita Singh	454	69.85	9.20
No. of Student Passed :		18	2.	Vedanti Balwaik	417	64.15	8.60
No. of Students Failed :		06	3.	Neha Kawale	380	58.46	8.00
Percentage of Result :		75%					

*(Signature)*

**Principal**  
**Guru Nanak Institute of Technology**

RASHTRASANT TUKADJI MAHARAJ NAGPUR UNIVERSITY  
 FACULTY OF SCIENCE AND TECHNOLOGY

TABULATION REGISTER - M. TECH FOURTH SEMESTER STRUCTURAL ENGINEERING (CBCS) SUMMER 2019 (CHOICE BASED CREDIT SYSTEM) RESULT DATE W 10/07/2019 PM 24

COLLEGE CODE & NAME :- (318) GURUNANAK INSTITUTE OF TECHNOLOGY., KALMESHWAR, NAGPUR

ROLLNO.	LH	ENRL. NO	NAME-OF-THE-CANDIDATE	MOTHER'S NAME	CEN	CAT	SEX	MED	INCENTIVE	E/S	(W/H-TYPE)

RESULT STATISTICS FOR THE COLLEGE

TOTAL	PART-EXAM	FRESH	EXM/CMP	BOYS	GIRLS	DIV.	BOYS / GIRLS	RESULT WITHHELD	FAILURES
APPEARED	16	3	16	8	8	I		BY OFFICE, WO =	WITH COMPARTMENT =
PASS	16		16	8	8	II		AT TABULATION = 2	WITH EXEMPTION =
PASS-%	100.00		100.00	100.00	100.00	III		UNFAIR-MEANS =	TOTAL OF ABOVE =
									DELETED -
									Per(%) -

SUBJECTWISE STATISTICS OF APPEARED & PASS-% COUNTS

PROJ 16 - 100.00%

*(Handwritten Signature)*

Principal  
 Guru Nanak Institute of  
 Technology

1) PROJ(P)-PROJECT

XMI-Exempted in Practical, XMI-Exempted in Prac Int Asse.  
 INC-Incentives, PXI-Previous Exemption  
 CGPA-Credit Total/Sum of Credits X Grade Points, SGPA-Sem. Grade Point Average



TABULATION REGISTER - EIGHTH SEMESTER B.E. CIVIL ENGINEERING  
 COLLEGE CODE & NAME :- (318) GURUNANAK INSTITUTE OF TECHNOLOGY, KALMESHWAR, RAJAPUR

ROLLNO.	LN	ENRL.NO	NAME-OF-THE-CANDIDATE	MOTHER'S NAME	GEN	CAT	SEX	RED	INCENTIVE	E/S	(W/M-TYPE)	
11	(Cr:5)	12	(Cr:4)	13	(Cr:4)	14	(Cr:1)	15	(Cr:4)	16	(Cr:6)	
I	I/E	I	ELE-II	I	ELE-III	I	ELE-III	I	CE&F	I	PROJ	TOTAL
I	TU	I	TI	I	TU	I	TI	I	PU	I	PI	(F&W)
180:	20/40	180:	20/40	180:	20/40	125:	25/25	180:	20/40	175:	75/75	100
I	GRIGP	I	IGPV	I	GRIGP	I	IGPV	I	GRIGP	I	IGPV	100

RESULT STATISTICS FOR THE COLLEGE

TOTAL	PART-EXAM	FRESH	EXM/CMP	BOYS	GIRLS	DIV.	BOYS / GIRLS	RESULT	WITHELD	FAILURES	
APPEARED	139	2	136	3	97	42	I	BY OFFICE, WO	=	WITH COMPARTMENT=	DELETED -
PASS	119		118	1	82	37	II	AT TABULATION	=	WITH EXEMPTION =	19
PASS-%	85.61		86.76	33.33	84.54	88.10	III	UNFAIR-MEANS	=	TOTAL OF ABOVE =	19 Perc(%) - 13.67

SUBJECTWISE STATISTICS OF APPEARED & PASS-% COUNTS

I/E	137	-	94.16%	ASA	0	-	---	---	PSC	0	-	---	---	PA&D	137	-	95.1%	W/M
WT&D	0	-	---	GI&GIT	0	-	---	---	AEG	0	-	---	---	WPE	0	-	---	FCE
ACT	0	-	---	ARC	137	-	89.78%	ASD	0	-	---	---	W&WWT	0	-	---	ARS&B	

*n/Share*

Principal  
 Guru Nanak Institute of  
 Technology

2) ELE-II(T)-ELECTIVE-II 2) (A) ASA(T)-ELE-II ADVANCED STRUCTURAL ANALYSIS 2) (B) PSC(T)-ELE-II PRE-STRESSED CONCRETE  
 2) (C) DESIGN 2) (D) W/M(T)-ELE-II WATERSHED MANAGEMENT 2) (E) EMS(T)-ELE-II ENVIRONMENT MANAGEMENT SYSTEM  
 2) (F) FORENSIC CIVIL ENGINEERING 2) (G) FCE(T)-ELE-II FORENSIC CIVIL ENGINEERING  
 2) (H) FCE(T)-ELE-II FORENSIC CIVIL ENGINEERING 2) (I) FCE(T)-ELE-II FORENSIC CIVIL ENGINEERING  
 2) (J) FCE(T)-ELE-II FORENSIC CIVIL ENGINEERING 2) (K) FCE(T)-ELE-II FORENSIC CIVIL ENGINEERING  
 2) (L) FCE(T)-ELE-II FORENSIC CIVIL ENGINEERING 2) (M) FCE(T)-ELE-II FORENSIC CIVIL ENGINEERING  
 2) (N) FCE(T)-ELE-II FORENSIC CIVIL ENGINEERING 2) (O) FCE(T)-ELE-II FORENSIC CIVIL ENGINEERING  
 2) (P) FCE(T)-ELE-II FORENSIC CIVIL ENGINEERING 2) (Q) FCE(T)-ELE-II FORENSIC CIVIL ENGINEERING  
 2) (R) FCE(T)-ELE-II FORENSIC CIVIL ENGINEERING 2) (S) FCE(T)-ELE-II FORENSIC CIVIL ENGINEERING  
 2) (T) FCE(T)-ELE-II FORENSIC CIVIL ENGINEERING 2) (U) FCE(T)-ELE-II FORENSIC CIVIL ENGINEERING  
 2) (V) FCE(T)-ELE-II FORENSIC CIVIL ENGINEERING 2) (W) FCE(T)-ELE-II FORENSIC CIVIL ENGINEERING  
 2) (X) FCE(T)-ELE-II FORENSIC CIVIL ENGINEERING 2) (Y) FCE(T)-ELE-II FORENSIC CIVIL ENGINEERING  
 2) (Z) FCE(T)-ELE-II FORENSIC CIVIL ENGINEERING





RASHTRASANT TUKADJI MAHARAJ NAGPUR UNIVERSITY  
FACULTY OF SCIENCE & TECHNOLOGY  
EIGHTH SEMESTER B.E. MECHANICAL ENGINEERING SUMMER 2019 (CREDIT BASED SYSTEM) PW 618

RESULT DATE # 07/06/2019

COLLEGE CODE & NAME :- (31B) GURUNANAK INSTITUTE OF TECHNOLOGY, KALHESHWAR, NAGPUR

ROLLNO.	LN	ENRL. NO	NAME-OF-THE-CANDIDATE	MOTHER'S NAME	CEN	CAT	SEX	MED	INCENTIVE	E/S	(W/H-TYPE)
346851	1.	2015016601310495	SAURABH LEELADHAR SONI	CHHAYA							
Ele. Sub: (2E)-R&AC (3E)-R&AC CV- S17\436852 SGPA= 5.69 CR= 26 GPV=148.00 (CUI- W18\858393 SGPA= 5.77 CR= 30 GPV=173.00 (VII- W17\714462 SGPA= 6.31 CR= 26 GPV=164.00)											
346852	2.	2013016600811312	SURAJ DHANANJAY GHORMARE	REKHA							
Ele. Sub: (2E)-R&AC (3E)-R&AC CV- S17\534817 SGPA= CR= GPV= ) (CUI- SGPA= CR= GPV= ) (VII- SGPA= CR= GPV= ) ENV GRADE: A											
346853	3.	2015016601309855	TUSHAR UDAYBHAN WANKAR	SHALU							
Ele. Sub: (2E)-R&AC (3E)-R&AC CV- W16\359729 SGPA= 5.31 CR= 26 GPV=138.00 (CUI- W17\612847 SGPA= 6.20 CR= 30 GPV=186.00 (VII- RW17\714479 SGPA= 6.88 CR= 26 GPV=179.00)											

RESULT STATISTICS FOR THE COLLEGE

TOTAL	PART-EXAM	FRESH	EXH/CMP	BOYS	GIRLS	DIV.	BOYS / GIRLS	RESULT WITHELD	FAILURES
APPEARED	112	3	106	6	106	6	I	BY OFFICE, WO =	WITH COMPARTMENT=
PASS	72		70	2	68	4	II	AT TABULATION = 15	DELETED -
PASS-%	64.29		66.04	33.33	64.15	65.67	III	UNFAIR-MEANS =	WITH EXEMPTION = 39
									TOTAL OF ABOVE = 39 Perc(%) - 34.82

SUBJECTWISE STATISTICS OF APPEARED & PASS-% COUNTS

I/H	109	-	83.49%	FEM	0	-	---%	CIM	61	-	81.97%	IFP	0	-	---%	MIS	0	-	---%	R&AC	50	-	70.00%			
S/A	0	-	---%	FEM	0	-	---%	CIM	60	-	98.33%	IFP	0	-	---%	MIS	0	-	---%	R&AC	46	-	100.00%	S/A		
ANT	0	-	---%	MTD	0	-	---%	RES	0	-	---%	N/V	0	-	---%	AICE	111	-	76.58%	TRB	0	-	---%	A/P		
																								108	-	79.63%

1) I/H(T)-INDUSTRIAL MANAGEMENT 2) ELE-II(T)-ELECTIVE-II 2) (A) FEM(T)-ELE-II FINITE ELEMENT METHOD  
 2) (B) CIM(T)-ELE-II COMPUTER INTEGRATED MANUFACTURING 2) (C) IFP(T)-ELE-II INDUSTRIAL FLUID POWER 2) (D) MIS(T)-ELE-II MANAGEMENT INFORMATION SYSTEMS  
 2) (E) R&AC(T)-ELE-II REFRIGERATION & AIR-CONDITIONING 2) (F) S/A(T)-ELE-II STRESS ANALYSIS 3) ELE-II(P)-ELECTIVE-II  
 3) (A) FEM(P)-ELE-II FINITE ELEMENT METHOD (PRACTICAL) 3) (B) CIM(P)-ELE-II COMPUTER INTEGRATED MANUFACTURING (PRACTICAL)  
 XMF=Full Exemption, XMT=Exempted in Theory, XMS=Exempted in Internal Asses., XNP=Exempted in Practical, XMI=Exempted in Prac. Int. Asses.  
 RR=Refusal AA=Absent H=Fail TU=Theo Unl. TI=Theory Internal PU=Practical Unl. PI=Practical Internal INC=Incetives, PXN=Previous Exemption  
 Cr=Credit, GP=Grade Point, GPV=Grade Point Value (Credit X Grade Point), ECR=Sum of Credits, IGPV=Sum of Credits X Grade Points, SGPA=Sem. Grade Point Average  
 \*Pass by Grace/Division By Grace Vide Ordinance No 3 of 2007 G=Grace

*Thake*

Principal  
Guru Nanak Institute of  
Technology

ROLLNO.	LN	ENRL NO	NAME-OF-THE-CANDIDATE	MOTHER'S NAME	CEN	CAT	SEX	MED	INCENTIVE	E/S	(W/H-TYPE)
350290	1.	2015016602212504	UTSAV RUSHI PATIL	KAMAL	016	1	M	E			
Ele. Sub: (1D)-EHV (2D)-EDS (V- W17\693378 SGPA= 7.66 CR= 29 GPU=222.00) (VI- S18\857477 SGPA= 7.93 CR= 29 GPU=230.00) (VII- W18\888045 SGPA= 7.80 CR= 30 GPU=234.00)											
350296	2.	2015016602138504	MAYUR MUKESHRAO MESHRAM	JAYASHREE	315	3	M	E			
Ele. Sub: (1D)-EHV (2D)-EDS (V- W18\871386 SGPA= CR= GPU= ) (VI- SGPA= CR= GPU= ) (VII- SGPA= CR= GPU= )											

RESULT STATISTICS FOR THE COLLEGE

TOTAL PART-EXAM FRESH				EXM/CHP	BOYS	GIRLS	DIV.	BOYS / GIRLS	RESULT WITHELD	F A I L U R E S		
APPEARED	26	25	1	15	11	I		BY OFFICE, MO =	WITH COMPARTMENT=	DELETED -		
PASS	21	21		11	10	II		AT TABULATION = 7	WITH EXEMPTION = 5			
PASS-X	80.77	84.00		73.33	90.91	III		UNFAIR-MEANS =	TOTAL OF ABOVE = 5	Perc(%) - 19.23		

SUBJECTWISE STATISTICS OF APPEARED & PASS-X COUNTS																												
E/D	0	---	---	%	DSP	0	---	---	%	P/Q	0	---	---	%	EHV	26	100.00%	BME	0	---	---	%	AMP	0	---	---	%	
PSED	0	---	---	%	EDS	26	92.31%	S&P	25	96.00%	S&P(P)	25	100.00%	CAPS	25	84.00%	CAPS(P)	25	100.00%	PROJ	25	100.00%						

*n/haake*

Principal  
 Guru Nanak Institute of  
 Technology

1) ELE-II(T)-ELECTIVE-II 1) (A) E/D(T)-ELE-II ENTREPRENEURSHIP DEVELOPMENT 1) (B) DSP(T)-ELE-II DIGITAL SIGNAL PROCESSING  
 1) (C) P/Q(T)-ELE-II POWER QUALITY 1) (D) EHV(T)-ELE-II HVDC TRANSMISSION 2) ELE-III(T)-ELECTIVE-III  
 2) (A) BME(T)-ELE-III BIO-MEDICAL ENGINEERING 2) (B) AMP(T)-ELE-III ADVANCED MICROPROCESSOR PERIPHERALS  
 2) (C) PSED(T)-ELE-III POWER SEMICONDUCTOR BASED ELECTRIC DRIVES 2) (D) EDS(T)-ELE-III ELECTRICAL DISTRIBUTION SYSTEM 3) S&P(T)-SWITCHGEAR & PROTECTION  
 XMP=Full Exemption, XMT=Exempted in Theory, XMS=Exempted in Internal Asse., XMP=Exempted in Practical, XMI=Exempted in Prac. Int. Asse.  
 PI=Practical Internal INC=Incentives, PXN=Previous Exemption  
 TU=Theo Uni. TI=Theory Internal PU=Practical Uni. ECR=Sum of Credits, ZBPV=Sum of Credits X Grade Points, SGPA=Sem. Grade Point Average  
 AA=Absent, N=Fail TU=Theo Uni. TI=Theory Internal PU=Practical Uni. ECR=Sum of Credits, ZBPV=Sum of Credits X Grade Points, SGPA=Sem. Grade Point Average  
 vide Ordinance No 3 of 2007 G=Grade

RASHTRABHAI TUKADJI MAHARAJ NAGPUR UNIVERSITY  
FACULTY OF SCIENCE & TECHNOLOGY  
ELECTRICAL ENGINEERING (E&P) SUMMER 2019 CREDIT BASED SYSTEM

RESULT DATE # 07/06/2019  
PH 397

COLLEGE CODE & NAME :- (318) GURUNANAK INSTITUTE OF TECHNOLOGY, KALMESHWAR, NAGPUR

ROLLNO.	LN	ENRL. NO	NAME-OF-THE-CANDIDATE	MOTHER'S NAME	CEN	CAT	SEX	MED	INCENTIVE	E/S	(W/H-TYPE)																																																																																																																																																																								
11	(Cr:4)	12	(Cr:4)	13	(Cr:5)	14	(Cr:5)	15	(Cr:1)	16	(Cr:5)	17	(Cr:1)	18	(Cr:2)	19	(Cr:2)	20	(Cr:2)	21	(Cr:2)	22	(Cr:2)	23	(Cr:2)	24	(Cr:2)	25	(Cr:2)	26	(Cr:2)	27	(Cr:2)	28	(Cr:2)	29	(Cr:2)	30	(Cr:2)	31	(Cr:2)	32	(Cr:2)	33	(Cr:2)	34	(Cr:2)	35	(Cr:2)	36	(Cr:2)	37	(Cr:2)	38	(Cr:2)	39	(Cr:2)	40	(Cr:2)	41	(Cr:2)	42	(Cr:2)	43	(Cr:2)	44	(Cr:2)	45	(Cr:2)	46	(Cr:2)	47	(Cr:2)	48	(Cr:2)	49	(Cr:2)	50	(Cr:2)	51	(Cr:2)	52	(Cr:2)	53	(Cr:2)	54	(Cr:2)	55	(Cr:2)	56	(Cr:2)	57	(Cr:2)	58	(Cr:2)	59	(Cr:2)	60	(Cr:2)	61	(Cr:2)	62	(Cr:2)	63	(Cr:2)	64	(Cr:2)	65	(Cr:2)	66	(Cr:2)	67	(Cr:2)	68	(Cr:2)	69	(Cr:2)	70	(Cr:2)	71	(Cr:2)	72	(Cr:2)	73	(Cr:2)	74	(Cr:2)	75	(Cr:2)	76	(Cr:2)	77	(Cr:2)	78	(Cr:2)	79	(Cr:2)	80	(Cr:2)	81	(Cr:2)	82	(Cr:2)	83	(Cr:2)	84	(Cr:2)	85	(Cr:2)	86	(Cr:2)	87	(Cr:2)	88	(Cr:2)	89	(Cr:2)	90	(Cr:2)	91	(Cr:2)	92	(Cr:2)	93	(Cr:2)	94	(Cr:2)	95	(Cr:2)	96	(Cr:2)	97	(Cr:2)	98	(Cr:2)	99	(Cr:2)	100	(Cr:2)

RESULT STATISTICS FOR THE COLLEGE

TOTAL	PART-EXAM	FRESH	EXM/CMP	BOYS	GIRLS	DIV.	BOYS / GIRLS
APPEARED	14						
PASS	8						
PASS-%	57.14						

RESULT WITHHELD	FAILURES
BY OFFICE,WO =	WITH COMPARTMENT=
AT TABULATION =	WITH EXEMPTION =
UNFAIR-MEANS =	TOTAL OF ABOVE =
	DELETED -
	6
	6 Perc(X) - 42.86

SUBJECTWISE STATISTICS OF APPEARED & PASS-% COUNTS

P&P	6 - 83.33%	EEIM	7 - 71.43%	EDTC	6 - 100.00%	PE	13 - 53.85%	FE-P	5 - 100.00%	CS-I	8 - 50.00%
CS-P	5 - 100.00%	IVRW-P	5 - 100.00%	FE	6 - 100.00%						

*n/haake*

**Principal**  
**Guru Nanak Institute of**  
**Technology**

1) PSP(T)-POWER STATION PRACTICE 2) EEIM(T)-ENGINEERING ECONOMICS & INDUSTRIAL MANAGEMENT 3) EDTC(T)-ELECTRICAL DRIVES & THEIR CONTROL  
4) PE(T)-POWER ELECTRONICS 5) PE-P(P)-POWER ELECTRONICS (PRACTICAL) 6) CS-I(T)-CONTROL SYSTEM-I 7) CS-P(P)-CONTROL SYSTEM-I (PRACTICAL)  
8) IVRW-P(P)-INDUSTRIAL VISITS & REPORT WRITING (PRACTICAL) 9) FE(T)-FUNCTIONAL ENGLISH

XMF-Full Exemption, XMT-Exempted in Theory, XMS-Exempted in Internal Ass., XMP-Exempted in Practical, XMI-Exempted in Prac. Int. Ass.  
RR-Refusal AA-Absent N=Fail TU=Theo Uni. TI=Theory Internal PU=Practical Uni. PI=Practical Internal INC=Incetives, PXN-Previous Exemption  
Grade Point, GPV-Grade Point Value (Credit X Grade Point), ECR-Sum of Credits, ZGPV-Sum of Credits X Grade Points, SGPA-Sem. Grade Point Average  
Vide Ordinance No 3 of 2007 G=Grade